

取扱説明書

OPERATOR'S MANUAL

ALEXEY PAJITNOV'S WELLTRIS™

WELLTRIS™
TM AND (C) 1989 DOKA. WELLTRIS LICENSED TO BULLET-PROOF SOFTWARE.
(C) 1990 BULLET-PROOF SOFTWARE ALL RIGHTS RESERVED.
SUBLICENSED TO VIDEO SYSTEM CO.,LTD.
ORIGINAL CONCEPT AND DESIGN BY ALEXEY PAJITNOV

使用電源 Power Supply	DC+5V DC+12V
CRT画面 Monitor	横画面 horizontal
ゲームスタイル Game Style	1P、2P同時プレイ可 1player Or 2player Simultaneous

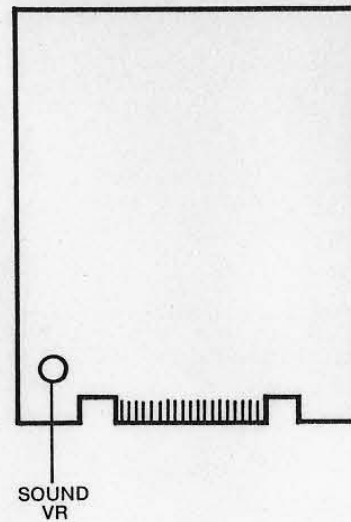
 ビデオシステム株式会社
VIDEO SYSTEM Co.,LTD.

© 1991 VIDEO SYSTEM Co.,LTD.

Connector Diagram

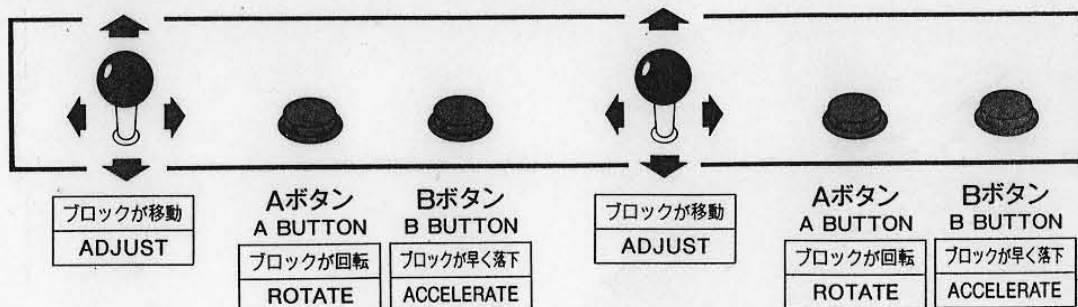
●JAMMA規格

SOLDER SIDE(半田面)	NO.	NO.	PARTS SIDE (部品面)
GND	A	1	GND
GND	B	2	GND
+5V	C	3	+5V
+5V	D	4	+5V
	E	5	
+12V	F	6	+12V
	H	7	
COIN COUNTER 2	J	8	COIN COUNTER 1
	K	9	
SPEAKER (-)	L	10	SPEAKER (+)
	M	11	
VIDEO GREEN	N	12	VIDEO RED
VIDEO SYNC	P	13	VIDEO BLUE
SERVICE SW	R	14	VIDEO GND
	S	15	
COIN SW 2	T	16	COIN SW 1
2P START	U	17	1P START
2P UP	V	18	1P UP
2P DOWN	W	19	1P DOWN
2P LEFT	X	20	1P LEFT
2P RIGHT	Y	21	1P RIGHT
2P SW 1 A BUTTON	Z	22	1P SW 1 A BUTTON
2P SW 2 B BUTTON	a	23	1P SW 2 B BUTTON
	b	24	
	c	25	
	d	26	
GND	e	27	GND
GND	f	28	GND



コントロールパネル Control Panel.

ジョイスティックレバー 8方向(2方向にもできます。)
 JOYSTICK LEVER..... 8 directions (or 2 directions)



DIP SW 1 (SW 2)

COIN/CREDIT		COIN 1				COIN 2			
		1	2	3	4	5	6	7	8
1COIN 1CREDIT		OFF	OFF	OFF	OFF	OFF	OFF	OFF	OFF
1COIN 2CREDITS		ON	OFF	OFF	OFF	ON	OFF	OFF	OFF
1COIN 3CREDITS		OFF	ON	OFF	OFF	OFF	ON	OFF	OFF
1COIN 4CREDITS		ON	ON	OFF	OFF	ON	ON	OFF	OFF
1COIN 5CREDITS		OFF	OFF	ON	OFF	OFF	OFF	ON	OFF
1COIN 6CREDITS		ON	OFF	ON	OFF	ON	OFF	ON	OFF
2COINS 1CREDIT		OFF	ON	ON	OFF	OFF	ON	ON	OFF
3COINS 1CREDIT		ON	ON	ON	OFF	ON	ON	ON	OFF
4COINS 1CREDIT		OFF	OFF	OFF	ON	OFF	OFF	OFF	ON
5COINS 1CREDIT		ON	OFF	OFF	ON	ON	OFF	OFF	ON
2COINS 3CREDITS		OFF	ON	OFF	ON	OFF	ON	OFF	ON
2COINS 1CREDIT									
4COINS 2CREDITS		ON	ON	OFF	ON	ON	ON	OFF	ON
5COINS 3CREDITS									
6COINS 4CREDITS									
2COINS 1CREDIT		OFF	OFF	ON	ON	OFF	OFF	ON	ON
4COINS 3CREDITS									
1COIN 1CREDIT									
2COINS 2CREDITS									
3COINS 3CREDITS		ON	OFF	ON	ON	ON	OFF	ON	ON
4COINS 4CREDITS									
5COINS 6CREDITS									
1COIN 1CREDIT									
2COINS 2CREDITS		OFF	ON	ON	ON	OFF	ON	ON	ON
3COINS 3CREDITS									
4COINS 5CREDITS									
1COIN 1CREDIT		ON	ON	ON	ON	ON	ON	ON	ON
2COINS 3CREDITS									

DIP SW 2 (SW 3)

DIP 2		1	2	3	4	5	6	7	8
DIFFICULTY	NORMAL	OFF	OFF						
	EASY	OFF	ON						
	HARD	ON	OFF						
	SUPER HARD	ON	ON						
PLAY MODE	1 COIN...1 PLAYER			OFF					
	2 COIN...2 PLAYER								
	1 COIN...1 or 2 PLAYER			ON					
DEMO SOUND	ON				OFF				
	OFF				ON				
N.C.	OFF で使用してください					OFF			
						ON			
N.C.	OFF で使用してください						OFF		
							ON		
FLIP FLOP	OFF							OFF	
	ON							ON	
TEST MODE	OFF								OFF
	ON								ON

※(SW_) は基板の方に入っているシルク印のNOです。


※Numbers shown as (SW_) are silk-printed on the substrate.

HOW TO PLAY


- ◆底面で縦、横のラインが揃えば消えます。
- ◆例面にはみ出ると、その分だけボーダーラインがせまってきます。
- ◆ブロックがボーダーラインに達すると、ゲームオーバーです。
- ◆ラインを消した数だけボーダーラインが元にもどります。
- ◆ボーナスブロックを消せば復活!
- ◆If blocks are aligned horizontally or vertically along the bottom surface, the entire line disappears.
- ◆If a block protrudes into a wall, the border will close in.
- ◆The border will recede backward as many lines as you delete.
- ◆If the blocks are piled high enough to reach the border, it is game-over.
- ◆If you delete a bonus block, you gain a chance for a quick victory.

画面調整について


WHITE
RED
GREEN
BLUE



色あいを合わせます。
Rレベル, Gレベル, Bレベルを調整。



画面の縦横比をあわせます。
H-SIZE, V-SIZEを調整。



画面の位置を合わせます。
上下位置：V-POSI
左右位置：H-POSI
大きさ(はみ出しているかどうか)：H-SIZE, V-SIZE



ビデオシステム株式会社
VIDEO SYSTEM Co.,LTD.

本社 〒606 京都市左京区下鴨松ノ木町35-1
OFFICE : 35-1 Mathunoki-cho, Simogamo, Sakyo-ku, Kyoto, 606 Japan
■TEL/075-723-0358代 ■FAX/075-723-0368