

"VOLFIED" SETTINGS OF DIP SWs (for other than North America)

DIP SW-A:

| Settings | Positions | 1 | 2 | 3 | 4 | 5 | 6 | 7 | 8 |
|-----------------------------|------------------|-----|---|-----|-----|-----|-----|-----|-----|
| Game Style | Table | OFF | | | | | | | |
| | Upright | ON | | | | | | | |
| Screen Inversion | Normal Game | | | OFF | | | | | |
| | Inversion | | | ON | | | | | |
| Test Mode | Normal Game | | | | OFF | | | | |
| | Test Mode | | | | ON | | | | |
| Attract Sounds | With | | | | | OFF | | | |
| | Without | | | | | ON | | | |
| Play Pricing Coin Slot-A | 1 Coin - 1 Play | | | | | OFF | OFF | | |
| | 2 Coins - 1 Play | | | | | ON | | | |
| | 3 Coins - 1 Play | | | | | OFF | ON | | |
| | 4 Coins - 1 Play | | | | | ON | | | |
| Play Pricing Coin Slot-B | 1 Coin - 2 Plays | | | | | | | OFF | OFF |
| | 1 Coin - 3 Plays | | | | | | | ON | |
| | 1 Coin - 4 Plays | | | | | | | OFF | ON |
| | 1 Coin - 6 Plays | | | | | | | ON | |

DIP SW-B:

| Settings | Positions | 1 | 2 | 3 | 4 | 5 | 6 | 7 | 8 | |
|-------------------------------|-----------|-----|-----|-----|-----|-----|-----|---|-----|--|
| Difficulty Levels | Rank-B | OFF | OFF | | | | | | | |
| | " -A | ON | | | | | | | | |
| | " -C | OFF | ON | | | | | | | |
| | " -D | ON | | | | | | | | |
| Bonus Points (See "Note".) | Normal | | | OFF | OFF | | | | | |
| | Easy | | | ON | | | | | | |
| | Hard | | | OFF | ON | | | | | |
| | Hardest | | | ON | | | | | | |
| Number of Players | 3 | | | | | OFF | OFF | | | |
| | 4 | | | | | ON | | | | |
| | 5 | | | | | OFF | ON | | | |
| | 6 | | | | | ON | | | | |
| (Spare) | | | | | | | | | 1 | |
| Attract Message | Japanese | | | | | | | | OFF | |
| | English | | | | | | | | ON | |

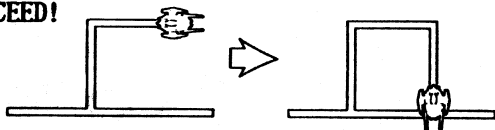
* Factory Settings: all "OFF" Positions

Note: Details of Bonus Points

| | 1 | 2 | 3 | 4 | 5 |
|---------|--------|--------|---------|---------|---------|
| EASY | 20000 | 40000 | 120000 | 480000 | 2400000 |
| NORMAL | 50000 | 150000 | 600000 | 3000000 | — |
| HARD | 70000 | 280000 | 1400000 | — | — |
| HARDEST | 100000 | 500000 | — | — | — |

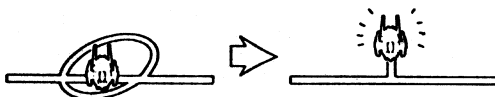
VOLFRIG TM

- ① ENCLOSE IT BY USING THE LASER CUTTER BUTTON AND PROCEED!



- ② DURING MOVING ON THE GREEN "SHIELD LINE" ... (BARRIER IS ON)

DURING THE PERIOD FROM THE BEGINNING OF DRAWING THE RED LASER LINE TO THE COMPLETION OF ENCLOSING ... (BARRIER IS OFF)



- WHEN THE BARRIER IS OFF. IF AN ENEMY TOUCHES THE PLAYER'S MACHINE OR THE RED LASER LINE, THE PLAYER'S MACHINE EXPLODES.
- WHEN THE ENERGY BLOCK IS ENCLOSED, A POWER CHIP APPEARS! (THIS MEANS THAT THE PLAYER TOOK IT!)

L

• LASER: THE PLAYER CAN KILL THE FOLLOWERS OF THE BOSS BY USING LASER FOR A LIMITED TIME.

S

• SPEED: IT SPEEDS UP!

C

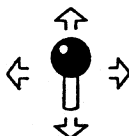
• CLASH: THE FOLLOWER ARE SWEEP AWAY!

P

• POWER: THE ENERGY STOPS DECREASING FOR A LIMITED TIME!!

T

• TIMER: ENEMIES STOP MOVING FOR A LIMITED TIME.



LASER CUTTER

CUT OFF THE ENERGY FIELD 80% OR MORE!!

TAITO

TAITO CORPORATION