

北米以外の海外仕様

<DIP SW-A>

		1	2	3	4	5	6	7	8
ゲームスタイル GAME STYL	TABLE アップライト VPRIGHT	OFF ON							
画面反転 SCREEN INVERSION	正 NORMAL 逆 INVERSION		OFF ON						
テストモード TEST MODE	通常ゲーム NORMAL テストモード TEST MODE			OFF ON					
デモサウンド DEMOSOUND	有 WITH 無 WITHOUT				OFF ON				
プレイ料金 COIN A	1COIN 1PLAY 2COIN 1PLAY 3COIN 1PLAY 4COIN 1PLAY					OFF ON OFF ON	OFF ON		
プレイ料金 COIN B	1COIN 2PLAY 1COIN 3PLAY 1COIN 4PLAY 1COIN 6PLAY							OFF ON OFF ON	OFF ON

<DIP SW-B>

		1	2	3	4	5	6	7	8
難易度 DIFFICULTY LEVEL	ランク B A C D	OFF ON	OFF ON						
エクステンド 又は タイマー	_____ _____ _____			OFF ON	OFF ON				
プレイヤー数	_____ _____ _____					OFF ON	OFF ON		
	_____ _____ _____							_____ _____ _____	

* 工場出荷時は原則として、全て"OFF"とする。

"VIOLENCE FIGHT"

< Selling Points of This Game >

• Various actions made by remarkable characters of a big size (20 Bytes x 12 Bytes) offer new techniques to the players when they play this game more and more. And the players can do deep strategies against enemies by using such characteristic techniques.

• With not only the large sized characters but offensive and defensive fighting against remarkable characteristic enemies, this game can heighten the players' will to challenge.

• The players can enjoy the power and thrill made by the players's various techniques and other spectacular performances (i.e. enemies are blown off and sank into walls. And when enemies receive damage, they sound "DOG00N" in a balloon just like as comic pictures.)

• The players can play against the machine computer. Also, the "VS"-mode play (where the player can select the opponents out of 4 remarkable characters.) can be played.

• A bonus game can be played by defeating 2 opponents. (By winning in bonus game, the player's power for kicking or punching is increased.)

- CONTROLS -

• 8-way joystick plus 3 buttons.

• Punch with the A-button. (Depending on each character, different kinds of punching can be done by pressing this button repeatedly.)

• Jump with the B-button.

• Punch with the C-button. (Depending on each character, different kinds of kicking can be done by pressing this button repeatedly.)

• Jump-punch can be made by pressing "JUMP" and "A".

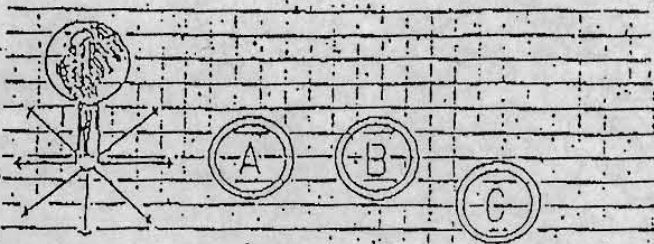
• Jump-kick can be made by pressing "JUMP" and "B".

• When the opponent gets tired, the player can throw him by nearing him and pressing the A-button.

• A mortal blow can be done by attacking the opponent when he was thrown.

• A box or barrel can be thrown by nearing it and raising it with the A-button.

• The bodily strength can be increased by pressing the button repeatedly when the player lies down.

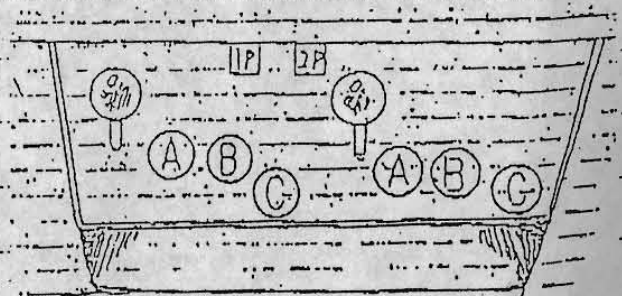
8-WAY
JOYSTICK

A-BUTTON

B-BUTTON

C-BUTTON

Control Panel:



- SCREEN -

①

②


③

1P
00700000

HI-SCORE

④
(100)

2P
00000000



MAX

MAX

100%

99%

① : SCORE OF 1P

② : HIGH SCORE

③ : SCORE OF 2P

④ : GAME TIME


⑤ : 1P'S DAMAGE (SHOWING THE DAMAGE GIVEN TO THE OPPONENT BY 1P)

⑥ : 2P'S DAMAGE (SHOWING THE DAMAGE GIVEN TO THE OPPONENT BY 2P)

⑦ : DAMAGE OF 1P (SHOWING THE BODILY STRENGTH OF 1P)

⑧ : DAMAGE OF 2P (SHOWING THE BODILY STRENGTH OF 2P)

バイオレスファイト



G _ C O N N E C T E R			
PARTS SIDE			SOLDER SIDE
	GND	1	A GND
	GND	2	B GND
	+5V	3	C +5V
	+5V	4	D +5V
	-5V	5	E -5V
	+12V	6	F +12V
	POST	7	H POST
COIN-METER	1	8	J COIN-METER 2
LOCK-OUT	1	9	K LOCK-OUT 2
SPEAKER	(+)	10	L SPEAKER (-)
	SOUND	11	M SGND
	RED	12	N GREEN
	BLUE	13	P COMP
	VGND	14	R SERVICE
	TEST	15	S TILT
	COIN 1	16	T COIN 2
1P	SEL	17	U 2P SEL
1P	UP	18	V 2P UP
1P	DOWN	19	W 2P DOWN
1P	LEFT	20	X 2P LEFT
1P	RIGHT	21	Y 2P RIGHT
1P	SW1	22	Z 2P SW1
1P	SW2	23	a 2P SW2
1P	SW3	24	b 2P SW3
	N. C	25	c N. C
	N. C	26	d N. C
	GND	27	e GND
	GND	28	f GND

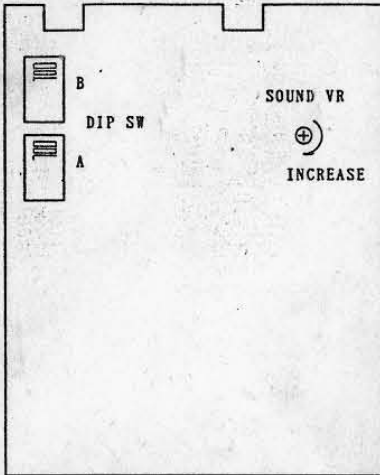
Violence Fight

Monitor H12
2x 8WBT

ADJUSTMENT ON GAME PC BOARD (VIOLENCE FIGHT G25 00565A)

A4

CONNECTOR (JAMMA)



SOLDER SIDE		COMPONENTS SIDE	
GND	A	1	GND
GND	B	2	GND
+5V	C	3	+5V
+5V	D	4	+5V
	E	5	
+12V	F	6	+12V (+13V)
POST	H	7	POST
COIN COUNTER B	J	8	COIN COUNTER A
COIN LOCKOUT B	K	9	COIN LOCKOUT A
SPEAKER (-)	L	10	SPEAKER (+)
	M	11	
VIDEO G	N	12	VIDEO R
VIDEO SYNC	P	13	VIDEO B
SERVICE SW	R	14	VIDEO GND
TILT SW	S	15	
(COIN B)	T	16	COIN A
2P SELECT	U	17	1P SELECT
2P UP	V	18	1P UP
2P DOWN	W	19	1P DOWN
2P LEFT	X	20	1P LEFT
2P RIGHT	Y	21	1P RIGHT
2P A-BUTTON	Z	22	1P A-BUTTON
2P B-BUTTON	a	23	1P B-BUTTON
2P C-BUTTON	b	24	1P C-BUTTON
	c	25	
	d	26	
GND	e	27	GND
GND	f	28	GND

☆ CONTROL OF THIS GAME USES ONE
8-WAY LEVER AND 3 BUTTONS.
(PAIR-CONTROL PANEL)

NOTE) BEFORE CHANGING THE SETTING OF DIP SWITCH, TURN THE POWER OFF.

◇ SETTING OF DIP SWITCH A

(*) : FACTORY SETTING

SETTINGS	POSITIONS	1	2	3	4	5	6	7	8	
SCREEN ROTATION	* NORMAL	OFF	OFF							
	REVERSE		ON							
TEST MODE	* NORMAL GAME				OFF					
	TEST MODE				ON					
ATTRACT SOUND	* WITH					OFF				
	WITHOUT					ON				
PLAY PRICING COIN A	* 1 COIN 1 PLAY						OFF			
	2 COINS 1 PLAY						ON		OFF	
	3 COINS 1 PLAY						OFF			
	4 COINS 1 PLAY						ON		ON	
PLAY PRICING COIN B	* 1 COIN 2 PLAYS							OFF	OFF	
	1 COIN 3 PLAYS							ON	OFF	
	1 COIN 4 PLAYS							OFF	ON	
	1 COIN 6 PLAYS							ON	ON	

◇ SETTING OF DIP SWITCH B

SETTINGS	POSITIONS	1	2	3	4	5	6	7	8
GAME DIFFICULTY EASY (A) → DIFFICULT (D)	* RANK B	OFF	OFF						
	RANK A	ON							
	RANK C	OFF							
	RANK D	ON							



PUNCH ATTACK

NORMAL PUNCH : BY PRESSING A-BUTTON ONCE
(DAMAGE:WEAK)

KICK ATTACK

NORMAL KICK : BY PRESSING C-BUTTON ONCE
(DAMAGE:WEAK)

JUMP

JUMP : BY PRESSING B-BUTTON
BY MAKING GOOD USE OF JUMP. APPROACH ENEMIES OR
AVOID THEIR ATTACKS!

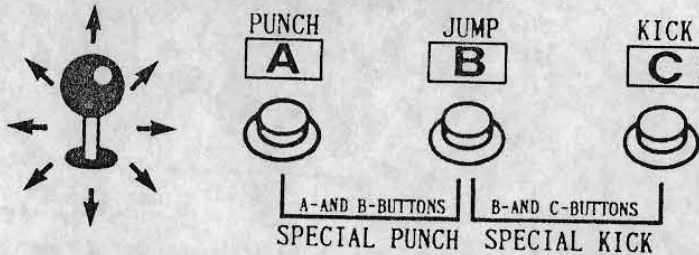
SPECIAL ATTACK

SPECIAL PUNCH : BY PRESSING A- AND B-BUTTONS
(DAMAGE:STRONG)

SPECIAL KICK : BY PRESSING B-AND C-BUTTONS
(DAMAGE:STRONG)

ADVICE

THE BODY STRENGTH IS RECOVERED BY PRESSING
THE A-BUTTON REPEATEDLY!!
ATTACKING CAN BE DONE BY TAKING ITEMS (BOX, BARREL)
WITH THE A-BUTTON!!
AFTER APPROACHING A WEAKENED ENEMY, BY PRESSING
THE A-BUTTON, HE CAN BE FLOWN AWAY!!



THE MAXIMUM CREDITS FOR THIS GAME
IS NINE(EVEN IF MORE COINS ADDED).



ON GUYS CAN BEAT ME!!



BAD BLUE
(STREET CHAMPION)

WHO IS THE GUY WANTING MY MACHINEGUN JUMPS!!



BEN SMITH
(FORMER TOUGH GUY OF MARINE CORPS)

SHOW YOU MY SECRET "TORO-KEN" TRICK!!



LEE CHEN
(FORMER CHINESE KUNG-FU MASTER)

BELIEVE MY POWER!!



LICK JOE
(FORMER PROFESSIONAL WRESTLER)