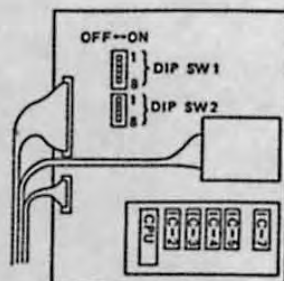


# RIDDLE OF PYTHAGORAS

COIN/CREDIT OPTION SWITCH SETTING

DIP SWITCH #1

OPTION		1	2	3	4	5	6	7	8
1 COIN 1 CREDIT		OFF	OFF	OFF	OFF	OFF	OFF	OFF	OFF
1 COIN 2 CREDITS		ON	OFF	OFF	OFF	ON	OFF	OFF	OFF
1 COIN 3 CREDITS		OFF	ON	OFF	OFF	ON	ON	OFF	OFF
1 COIN 4 CREDITS		ON	ON	OFF	OFF	ON	ON	OFF	OFF
1 COIN 5 CREDITS		OFF	OFF	ON	OFF	OFF	ON	ON	OFF
1 COIN 6 CREDITS		ON	OFF	ON	OFF	ON	OFF	ON	OFF
2 COINS 1 CREDIT		OFF	ON	ON	OFF	ON	ON	ON	OFF
3 COINS 1 CREDIT		ON	ON	ON	OFF	ON	ON	ON	OFF
4 COINS 1 CREDIT		OFF	OFF	ON	ON	ON	OFF	OFF	ON
2 COINS 3 CREDITS		ON	OFF	OFF	ON	ON	OFF	OFF	ON
2 COINS 1 CREDIT	1 CREDIT								
4 COINS 2 CREDITS		OFF	ON	OFF	ON	OFF	ON	OFF	ON
5 COINS 3 CREDITS									
8 COINS 4 CREDITS									
2 COINS 1 CREDIT	1 CREDIT	ON	ON	OFF	ON	ON	ON	OFF	ON
4 COINS 3 CREDITS									
1 COIN 1 CREDIT	1 CREDIT								
3 COINS 2 CREDITS		OFF	OFF	ON	ON	OFF	OFF	ON	ON
3 COINS 3 CREDITS									
3 COINS 4 CREDITS									
5 COINS 8 CREDITS									
1 COIN 1 CREDIT	1 CREDIT								
2 COINS 2 CREDITS		ON	OFF	ON	ON	ON	OFF	ON	ON
3 COINS 3 CREDITS									
4 COINS 5 CREDITS									
1 COIN 1 CREDIT	1 CREDIT	OFF	ON	ON	ON	OFF	ON	ON	ON
2 COINS 3 CREDITS									
FREE PLAY		ON	ON	ON	ON	ON	ON	ON	ON
		COIN SW #1				COIN SW #2			



BARE BD NO. 171-5323

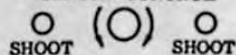
MONITOR



VERTICAL

CONTROL PANEL

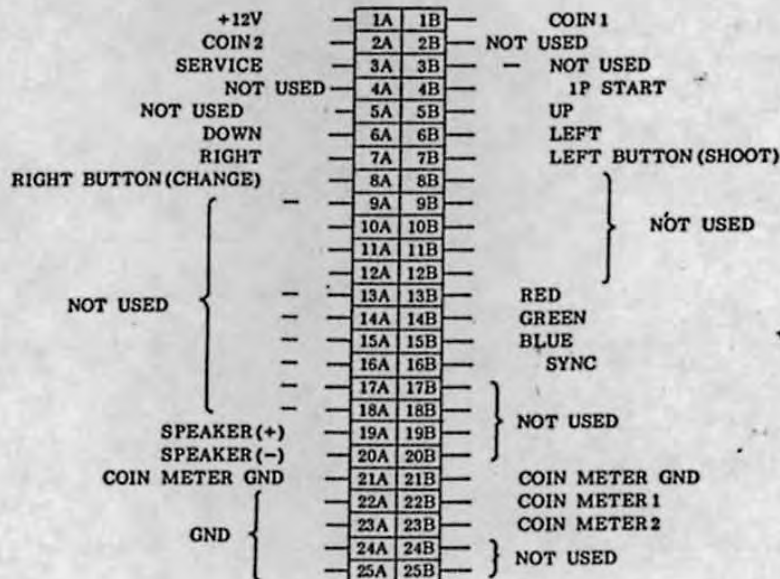
SENSOR CONTROL



SUPPLY VOLTAGES & CURRENT

VOLTAGE	CURRENT
DC5V	2.0A
DC12V	1.0A

AMP 50P

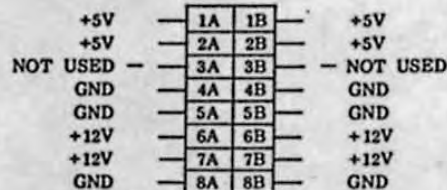


OPTION SWITCH SETTING

DIP SWITCH #2

OPTION		1	2	3	4	5	6	7	8
PADDLE	3	OFF	OFF						
	4	ON	OFF						
	5	OFF	ON						
(NOT USE)			OFF						
SPEED	EASY				OFF				
	DIFFICULT				ON				
(NOT USE)					OFF				
ADDITION	50.000					OFF	OFF		
	100.000					ON	ON		
	200.000					ON	ON		
(NOT USE)	NONE							OFF	

AMP 16P











C N - Z10

# RIDDLE OF PYTHAGORAS

## Riddle of Pythagoras



LET'S GUESS A RIDDLE OF PYRAMID.

### BALL & CHARACTER EXPLANATION

	HUMMER BALL	NORMAL BALL	FUNCTION, BEAM, MAGNET BUTTON
	SLOW BALL	APPEAR FROM BLOCK.	
	HIGH ENERGY BALL	CHANGABLE AT THE BUTTOM OF PADDLE.	
	BLASTER	FIRE BEAM.	
	SPRING	INCREASE DESTRUCTIVE BALL POWER.	
	DAMPER	SLOW DOWN.	
	MAGNET	DRAW BALL TOWARD MAGNET.	
	FLARE	SHINE ON LAMP.	



CONTROL KNOB.

	EXTRA ADD 1 PADDLE.		SPECIAL ???????
---	------------------------	---	--------------------



© SEGA/NASCO 1986



422-0176-01

CN-210