

2-PLAYER

GX907-EB/AB DIP SWITCH SETTINGS

DIP SWITCH NO.1 SETTINGS

1. COIN SWITCH NO.1 SETTINGS

SW	1	2	3	4	COIN	CREDIT
<input type="radio"/>	OFF	OFF	OFF	OFF	1	1
	ON				1	2
	OFF	ON			1	3
	ON				1	4
	OFF	OFF	ON	OFF	1	5
	ON				1	6
	OFF	ON			1	7
	ON				2	1
	OFF	OFF	OFF	ON	2	1
	ON				2	5
	OFF	ON			3	1
	ON				3	2
	OFF	OFF	ON	ON	3	4
	ON				4	1
	OFF	ON			4	1
	ON				5	1

DIP SWITCH NO.2 SETTINGS

1. LIFE ENERGY

SW	1	2	LIFE ENERGY
<input type="radio"/>	OFF	OFF	40
	ON	OFF	50
	OFF	ON	60
	ON	ON	70

2. QUARTER TIME

SW	3	4	QUARTER TIME
<input type="radio"/>	OFF	OFF	3 MINUTES
	ON	OFF	4 MINUTES
	OFF	ON	5 MINUTES
	ON	ON	6 MINUTES

3. DIFFICULTY OF THE GAME

SW	6	7	DIFFICULTY
<input type="radio"/>	OFF	OFF	EASY
	ON	OFF	NORMAL
	OFF	ON	DIFFICULT
	ON	ON	VERY DIFFICULT

2. COIN SWITCH NO.2 SETTINGS

SW	5	6	7	8	COIN	CREDIT
<input type="radio"/>	OFF	OFF	OFF	OFF	1	1
	ON				1	2
	OFF	ON			1	3
	ON				1	4
	OFF	OFF	ON	OFF	1	5
	ON				1	6
	OFF	ON			1	7
	ON				2	1
	OFF	OFF	OFF	ON	2	3
	ON				2	5
	OFF	ON			3	1
	ON				3	2
	OFF	OFF	ON	ON	3	4
	ON				4	1
	OFF	ON			4	3
	ON				5	1

4. SOUND IN ATTRACTIVE MODE

SW	8	SOUND
<input type="radio"/>	OFF	OFF
	ON	ON

SW5 are not used.

DIP SWITCH NO.3 SETTINGS


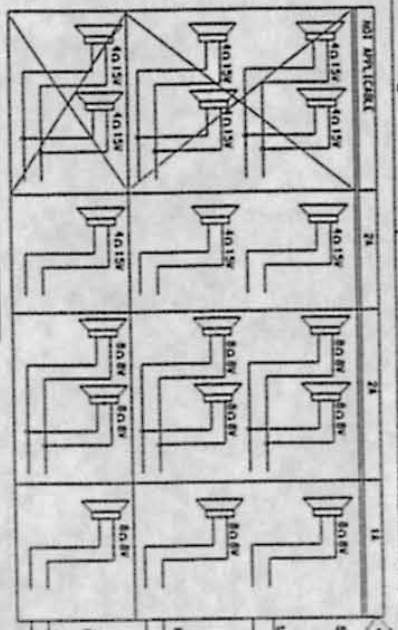
1. VIDEO SCREEN FLIP

SW	1	SCREEN
<input type="radio"/>	OFF	NORMAL
	ON	UPSIDE DOWN

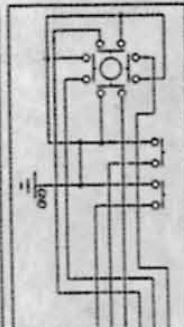
2. CHANGE OF MODE

SW	3	MODE
<input type="radio"/>	OFF	GAME
	ON	TEST

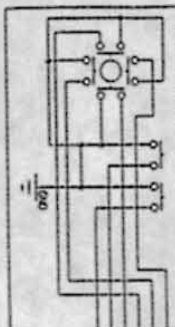
SW 2 and SW4 are not used and should be kept OFF
○ Shows recommended settings.



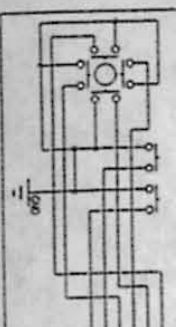
CONTROL FOR 1P



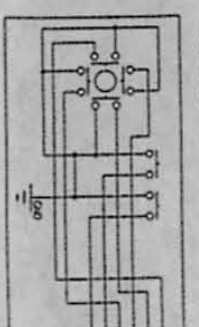
CONTROL FOR 2P



CONTROL FOR 3P



CONTROL FOR 4P



NOTE -
1. WIND 1 PLAYS 2 PLAYS
2. SHOOT PLAYS 4 PLAYS
3. SHOOT PLAYS FOR COIN
4. SHOOT PLAYS FOR C.F.C.B.

WARNING!
THIS DOCUMENT CONTAINS INFORMATION PROPRIETARY TO KONAMI INDUSTRY CO., LTD. (KONAMI). PERMISSION OF USE OR DISCLOSURE WITHOUT THE WRITTEN PERMISSION OF AN OFFICER OF KONAMI IS EXPRESSLY FORBIDDEN.
© KONAMI 1990



DESIGN	TITLE
DRAW	WIRING DIAGRAM
CHECK	PAGE
APPROVE	CODE NO.
SCALE	REG. TYPE
TOLERANCE	SECURITY LEVEL
DATE	



OVERSHOT

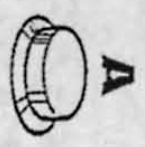
© KONAMI 1990

PLAYERS



★ POUND BUTTONS to get from ground quickly.

CONTROL



O FFENSE	PASS	SHOOT
D EFENSE	ATTACK	SHOOT CUT

★ Press BOTH BUTTONS for SPECIAL ATTACK.

HOW TO PLAY

- ★ Join the Game ANYTIME!
- ★ TO CONTINUE playing, insert more coins!
- ★ Score basket → ENERGY UP!
- ★ Get hit → ENERGY DOWN.
- ★ No more ENERGY → Game Over.

KONAMI
 OVERSHOT and the KONAMI logo are trademarks of KONAMI Industry Co., Ltd. © KONAMI 1990 All rights reserved.