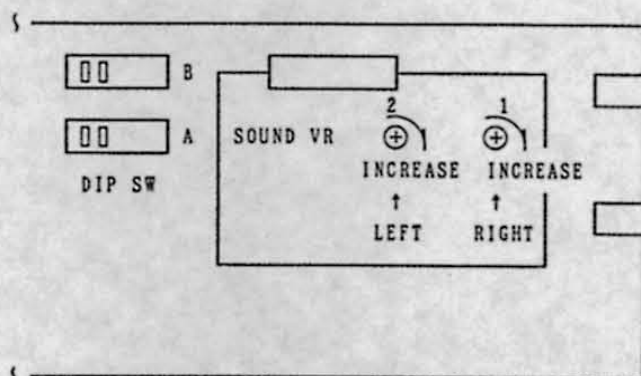


ADJUSTMENTS ON GAME PC BOARD (THE NINJAWARRIORS G25 00457A)

H, H ₁		※ J		M	
1	GND	1	VIDEO R (GND)	1	SPEAKER R(+)
2	GND	2	VIDEO R (SYNC)	2	SPEAKER R(-)
3	GND	3	VIDEO R (B)	3	SPEAKER L(+)
4	GND	4	VIDEO R (G)	4	SPEAKER L(-)
5	+5V	5	VIDEO R (R)	5	H. PHONE R
6	+5V	6	VIDEO C (GND)	6	H. PHONE L
7	+5V	7	VIDEO C (SYNC)	7	H. PHONE COM
8	-5V	8	VIDEO C (B)	8	LINE OUT R
9	+12V	9	VIDEO C (G)	9	LINE OUT COM
10	POST	10	VIDEO C (R)	10	LINE OUT L
11		11	VIDEO L (GND)	11	LINE OUT L
12	+13V	12	VIDEO L (SYNC)	12	EXT-RESET
		13	VIDEO L (B)	13	CONTROL R
		14	VIDEO L (G)	14	CONTROL L
		15	VIDEO L (R)	15	
				16	GND

※ J CONNECTOR

VIDEO R → RIGHT VIDEO
 VIDEO C → CENTER VIDEO
 VIDEO L → LEFT VIDEO



G CONNECTOR

SOLDER SIDE		COMPONENTS SIDE	
	A	1	
	B	2	
	C	3	
GND	D	4	GND
GND	E	5	GND
POST	F	6	POST
	H	7	
COIN SW (B)	J	8	COIN SW (A)
COIN METER (B)	K	9	COIN METER (A)
COIN LOCKOUT (B)	L	10	COIN LOCKOUT (A)
TILT SW	M	11	SERVICE SW
SELECT- 2	N	12	SELECT- 1
2P UP	P	13	1P UP
2P DOWN	R	14	1P DOWN
2P RIGHT	S	15	1P RIGHT
2P LEFT	T	16	1P LEFT
	U	17	
	V	18	
	W	19	
	X	20	
2P "KU-NAI" (SHORT SWORD)	Y	21	1P "KU-NAI" (SHORT SWORD)
2P THROWING-KNIFE	Z	22	1P THROWING-KNIFE

☆ THE CONTROL THIS GAME USES
 ONE 8-WAY JOYSTICK AND 2 BUTTONS.

NOTE) BEFORE CHANGING THE SETTINGS OF THE
 DIP SWITCH, TURN THE POWER SWITCH OFF.

◇ SETTING OF DIP SWITCH A

(*) : FACTORY SETTINGS

SETTING	POSITION	1	2	3	4	5	6	7	8																					
CONTINUED PLAY	* WITH	OFF	OFF																											
	WITHOUT	ON																												
TEST MODE	* NORMAL GAME										OFF																			
	TEST MODE										ON																			
ATTRACT SOUNDS	* PRODUCED																		OFF											
	NO PRODUCED																		ON											
PLAY PRICING COIN A	* 1 COIN 1 PLAY																										OFF			
	2 COINS 1 PLAY																										ON			
	3 COINS 1 PLAY		OFF	ON																										
	4 COINS 1 PLAY		ON																											
PLAY PRICING COIN B	* 1 COIN 2 PLAYS							OFF																						
	1 COIN 3 PLAYS							ON		OFF																				
	1 COIN 4 PLAYS							OFF		ON																				
	1 COIN 6 PLAYS							ON																						

◇ SETTING OF DIP SWITCH B

SETTING	POSITION	1	2	3	4	5	6	7	8
GAME DIFFICULTY EASY A → DIFFICULT D	* RANK B	OFF	OFF						
	RANK A	ON							
	RANK C	OFF	ON						
	RANK D	ON							

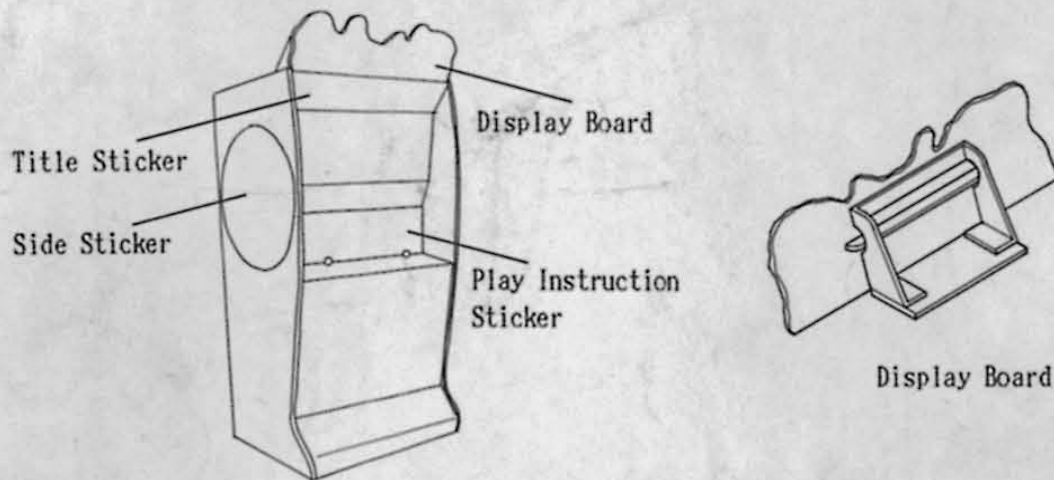
THE NINJAWARRIORS

INSTRUCTIONS FOR CONVERSION

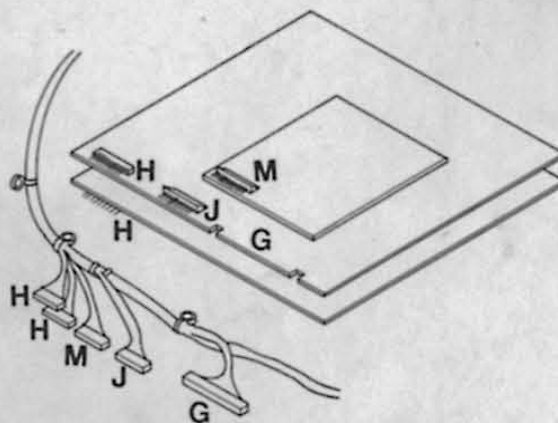
☆This game can be converted from "DARIUS".

Note: The conversion should be made after making certain that the original game perfectly functions.

1. By referring to the sketch below, attach the stickers and the display board.



2. Replace the main PC board.



3. After finishing the conversion, never fail to adjust the colors on the monitor.