

MÄRCHEN MAZE

SOLDER SIDE

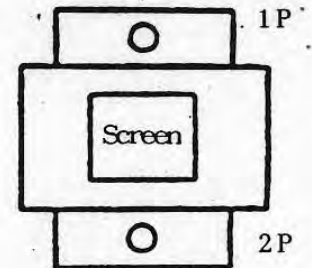
PARTS SIDE

	GND	1	GND
	GND	2	GND
	+5V	3	+5V
	+5V	4	+5V
		5	
	+12V	6	+12V
MISTAKEN INPUT PREVENTION		7	MISTAKEN INPUT PREVENTION
COIN COUNTER 2		8	COIN COUNTER 1
		9	COIN LOCKOUT 1
SPEAKER (-)		10	SPEAKER (+)
AUDIO (GND)		11	AUDIO (+)
VIDEO GREEN		12	VIDEO RED
VIDEO SYNC		13	VIDEO BLUE
SERVICE SW		14	VIDEO GND
		15	TEST SW
COIN SW 2		16	COIN SW 1
START SW 2		17	START SW 1
2P CONTROL 1 UP		18	1P CONTROL 1 UP
2P CONTROL 2 DOWN		19	1P CONTROL 2 DOWN
2P CONTROL 3 LEFT		20	1P CONTROL 3 LEFT
2P CONTROL 4 RIGHT		21	1P CONTROL 4 RIGHT
2P CONTROL 5 PUSH 1		22	1P CONTROL 5 PUSH 1
2P CONTROL 6 PUSH 2		23	1P CONTROL 6 PUSH 2
		24	
		25	
		26	
	GND	27	GND
	GND	28	GND


GAME OPTION

GAME CHARGE (COIN 1)
 Number of Coin 1-9
 Number of Credit 1-9
 GAME CHARGE (COIN 2)
 Number of Coin 1-9
 Number of Credit 1-9
 ATTRACT VOICE --- ON
 NO ATTRACT VOICE --- OFF
 CABINET TYPE (See on Right Picture)
 A (Type A)
 B (Type B)
 C (Type C)
 FLIP (1P SIDE)
 Normal --- OFF
 Reverse --- ON
 NUMBER OF ALICE --- 1 - 5
 DIFFICULTY
 A (Normal)
 B (Easy)
 C (Difficult)
 D (Most Difficult)
 CONTINUE PLAY
 3 --- Yes (Continuation untill 3 times)
 ON --- Yes (Unrestrict)
 OFF --- No

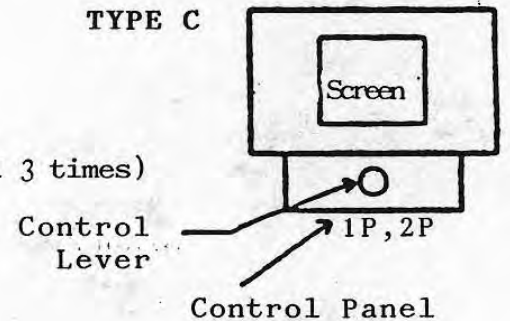
TYPE A



TYPE B



TYPE C



OPTION SWITCH

	1	2	3	4	5	6	7	8
TEST SWITCH								
Normal	OFF							
Test Mode	ON	-----Usually "OFF"-----						