

GRIZOR

DIP SWITCH No. 1 SETTINGS

1. COIN SWITCH No. 1 SETTINGS

SW	1	2	3	4	COIN PLAY
<input type="radio"/>	OFF	OFF	OFF	OFF	1
	ON	OFF			2
	OFF	ON			3
	ON	ON			4
	OFF	OFF	ON	OFF	5
	ON	OFF			6
	OFF	ON			7
	ON	ON			2
	OFF	OFF	OFF	ON	2
	ON	OFF			2
	OFF	ON			3
	ON	ON			3
	OFF	OFF	ON	ON	3
	ON	OFF			4
	OFF	ON			4
	ON	ON			4
	ON	ON			FREPLAY

2. COIN SWITCH No. 2 SETTINGS

SW	5	6	7	8	COIN PLAY
<input type="radio"/>	OFF	OFF	OFF	OFF	1
	ON	OFF			1
	OFF	ON			2
	ON	ON			2
	OFF	OFF	ON	OFF	3
	ON	OFF			3
	OFF	ON			4
	ON	ON			4
	OFF	OFF	ON	OFF	5
	ON	OFF			5
	OFF	ON			6
	ON	ON			6
	OFF	OFF	OFF	ON	7
	ON	ON			7
	OFF	OFF	OFF	ON	2
	ON	OFF			2
	OFF	ON			3
	ON	ON			3
	OFF	OFF	ON	ON	3
	ON	OFF			4
	OFF	ON			4
	ON	ON			4
	ON	ON			VOID

DIP SWITCH No. 2 SETTINGS

1. THE NUMBER OF PLAYER'S LIFE

SW	1	2	NUMBER
<input type="radio"/>	OFF	OFF	2
	ON	OFF	3
	OFF	ON	5
	ON	ON	7

2. SOUND ADJUSTMENT FOR TABLE/UPRIGHT

SW	3	TYPE
<input type="radio"/>	OFF	TABLE
	ON	UPRIGHT

not used

3. BONUS LIFE

SW	4	5	BONUS LIFE
<input type="radio"/>	OFF	OFF	at 30,000 pts. and then every 70,000 pts
	ON	OFF	at 40,000 pts. and then every 80,000 pts
	OFF	ON	at 40,000 pts only
	ON	ON	at 50,000 pts only

4. DIFFICULTY OF THE GAME

SW	6	7	DIFFICULTY
<input type="radio"/>	OFF	OFF	EASY
	ON	OFF	NORMAL
	OFF	ON	DIFFICULT
	ON	ON	VERY DIFFICULT

5. SOUND IN ATTRACTIVE MODE

SW	8	SOUND
<input type="radio"/>	OFF	OFF
	ON	ON

DIP SWITCH No. 3 SETTINGS

1. VIDEO SCREEN FLIP

SW	1	
<input type="radio"/>	OFF	NORMAL
	ON	UPSIDE DOWN

2. PLAY WITHOUT LOOSING LIVES 当り判定

SW	2	
<input type="radio"/>	OFF	NO
	ON	YES

3. CHANGE OF MODE

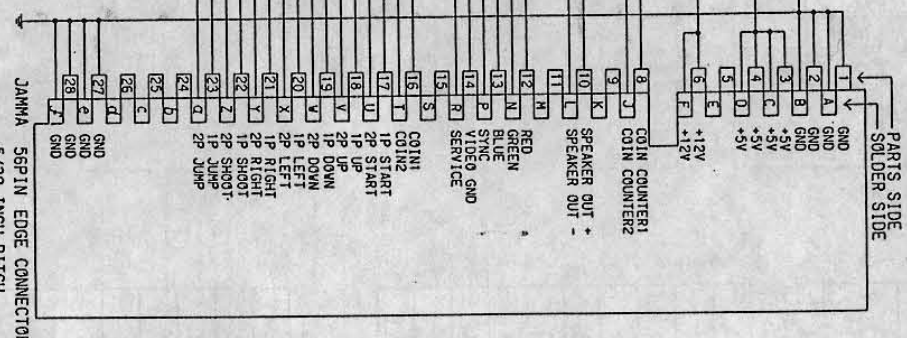

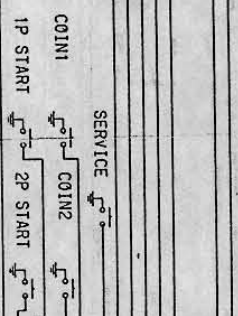
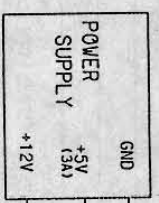
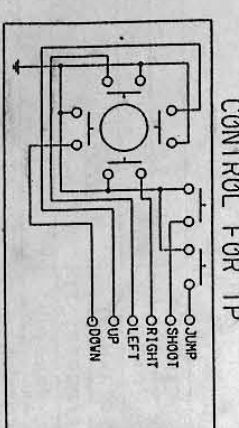

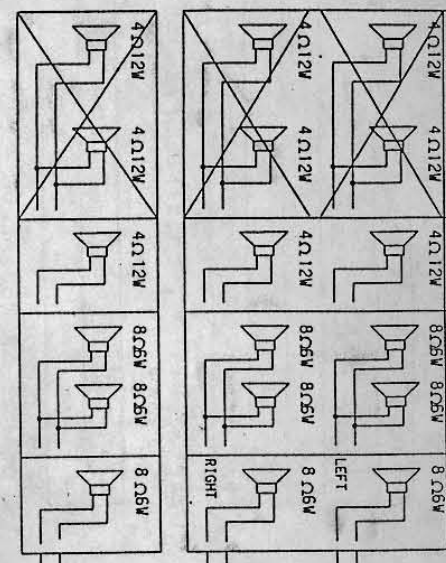
SW	3	MODE
<input type="radio"/>	OFF	GAME MODE
	ON	TEST MODE

4. SOUND MODE

SW	4	SOUND MODE
<input type="radio"/>	OFF	STEREO
	ON	MONAURAL

GX-NBR	GX-633
DATE	November 28, 1986
DRAWN BY	Mr. Okamoto
APPROVED BY	
VERSION	testing
NOTES	

NOT APPLICABLE 2A 2A 1A
 4Ω12W 4Ω12W 8Ω5W 8Ω5W 8Ω5W
 4Ω12W 4Ω12W 8Ω5W 8Ω5W 8Ω5W
 4Ω12W 4Ω12W 8Ω5W 8Ω5W 8Ω5W
 MONO STEREO
 +12V REQUIRED POWER CAPACITY



NOTES - 1 1P NO. 1 PLAYER
 2 2P NO. 2 PLAYER
 SURGE KILLER DIODES FOR COIN COUNTER INSTALLED ON THE P.C.B...

KONAMI		KONAMI INDUSTRY CO., LTD.		REG. TYPE	WIRING DIAGRAM
DESIGN	DRAW	CHECK	APPROVE	NAME	GX633
RELEASE DATE	SCALE	TOLE-RANCE	CODE NO.		