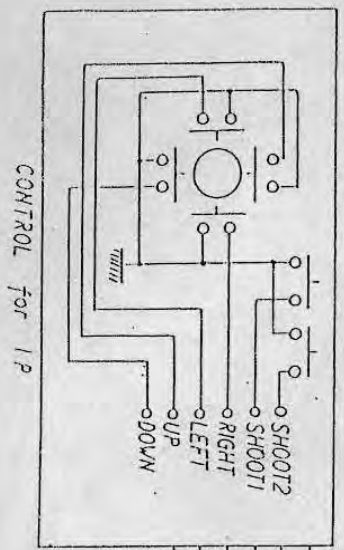
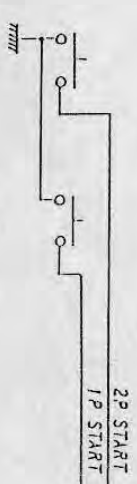


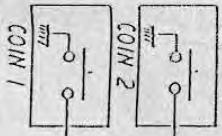
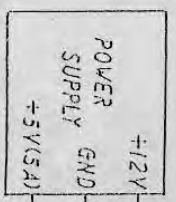
+12V
REQUIRED POWER CAPACITY
必要電流容量

same as 1P CONTROLS
only for TABLE TYPE
1Pと同様.
テーブルタイプのみ

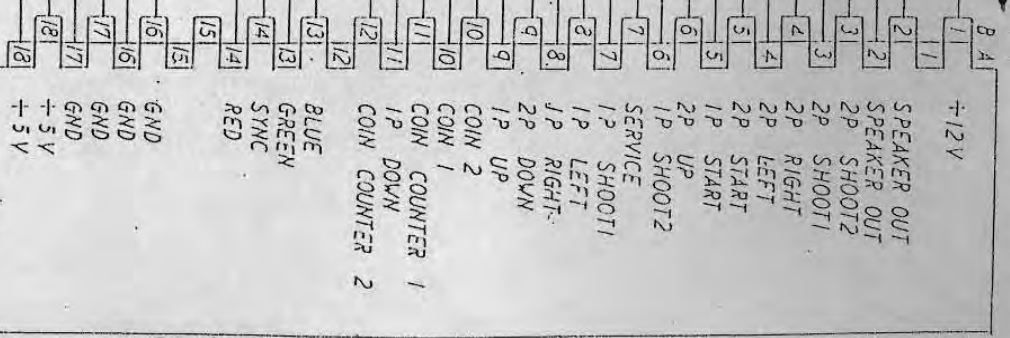
CONTROL for 2P



CONTROL for 1P



EDGE CONNECTOR
5/32 INCH PITCH



- NOTES —
- (1) 1P : NO.1 PLAYER
2P : NO.2 PLAYER
 - (2) SURGE KILLER DIODES FOR COIN COUNTER INSTALLED ON THE P.C.B.

エドワードゲーム保護ダイオードは、P.C.B.に取付けます。

Finalizer / Wasserman

PARTS SIDE (部品面)
SOLDER SIDE (溶接面)

部品名	数量	規格	備考
12V COIN COUNTER 1	1	79C	
12V COIN COUNTER 2	1	79C	
COIN 1	1	79C	
COIN 2	1	79C	
1P SHOOT 1	1	79C	
1P SHOOT 2	1	79C	
1P LEFT	1	79C	
1P RIGHT	1	79C	
1P UP	1	79C	
1P DOWN	1	79C	
2P SHOOT 1	1	79C	
2P SHOOT 2	1	79C	
2P RIGHT	1	79C	
2P LEFT	1	79C	
2P START	1	79C	
1P START	1	79C	
1P SHOOT 2	1	79C	
SERVICE SWITCH	1	79C	
1P SHOOT 1	1	79C	
1P LEFT	1	79C	
1P RIGHT	1	79C	
2P DOWN	1	79C	
1P UP	1	79C	
COIN 2	1	79C	
COIN 1	1	79C	
COIN COUNTER 1	1	79C	
COIN COUNTER 2	1	79C	
BLUE	1	79C	
GREEN	1	79C	
SYNC	1	79C	
RED	1	79C	
GND	1	79C	
GND	1	79C	
GND	1	79C	
GND	1	79C	
+5V	1	79C	
+5V	1	79C	
+	1	79C	
-	1	79C	
300429	1	79C	

GX523
WIRING DIAGRAM

コナミ工業株式会社

作	成	照	查	承	認

GX523

DIP SWITCH NO. 1 SETTINGS

1. COIN SWITCH NO. 1 SETTINGS

SW	4	3	2	1	COIN	PLAY
	OFF	OFF	OFF	OFF	1	1
				ON	1	2
			ON	OFF	1	3
				ON	1	4
	ON	OFF	OFF	OFF	1	5
				ON	1	6
			ON	OFF	1	7
				ON	2	1
	ON	OFF	OFF	OFF	2	3
				ON	2	5
			ON	OFF	3	1
				ON	3	2
	ON	OFF	OFF	OFF	3	4
				ON	4	1
			ON	OFF	4	3
				ON	FREE PLAY	

(ATTENTION) FREE PLAY ! YOU CAN PLAY GAMES WITHOUT COIN.

2. COIN SWITCH NO. 2 SETTINGS

SW	8	7	6	5	COIN	PLAY
	OFF	OFF	OFF	OFF	1	1
				ON	1	2
			ON	OFF	1	3
				ON	1	4
		ON	OFF	OFF	1	5
				ON	1	6
			ON	OFF	1	7
				ON	2	1
	ON	OFF	OFF	OFF	2	3
				ON	2	5
			ON	OFF	3	1
				ON	3	2
		ON	OFF	OFF	3	4
				ON	4	1
			ON	OFF	4	3
				ON	INVALIDITY	

GX523

DIP SWITCH NO. 2 SETTINGS

1. THE NUMBER OF PLAYER' LIFE

SW	2	1	NUMBER
	OFF	OFF	2
		ON	3
	ON	OFF	4
		ON	7

2. SWITCH FOR CHANGE OF TABLE OR UP-RIGHT

SW	3	TYPE	
	OFF	TABLE	USING 1 / 0 FOR 1 OR 2 PLAYER
	ON	UP RIGHT	USING 1 / 0 1 PLAYER ONLY

3. BONUS SET

SW	5	4	FIRST	SECOND
	OFF	OFF	20000	100000
		ON	30000	150000
	ON	OFF	20000	—
		ON	30000	—

4. DIFFICULTY OF THE GAME

SW	7	6	DIFFICULTY
	OFF	OFF	EASY
		ON	NORMAL
	ON	OFF	DIFFICULTY
		ON	VERY DIFFICULT

5. SOUND IN ATTRACTIVE MODE

SW	8	SOUND
	OFF	OFF
	ON	ON

GX523

DIP SWITCH NO. 3 SETTINGS

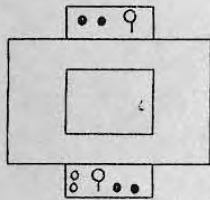
1. VIDEO SCREEN INITIALIZE

SW	1	INITIALIZE
	OFF	NOT FLIP
	ON	FLIP

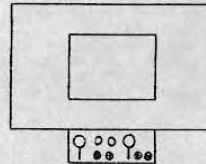
2. CONTROL MODE

SW	2	MODE
	OFF	MAKE REFERENCE TO A NO.1
	ON	MAKE REFERENCE TO A NO.2

NO. 1



NO. 2



3. SELF TEST SETTING

SW	3	MODE
	OFF	GAME MODE
	ON	TEST MODE