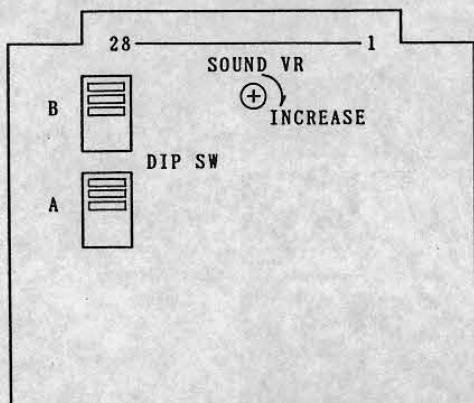


ADJUSTMENT ON GAME PC BOARD (FIGHTING HAWK/G25 00508A)



☆ THE CONTROL OF THIS GAME USES ONE 8-WAY JOYSTICK AND 2 BUTTONS.

CONNECTOR

SOLDER SIDE		COMPONENTS SIDE	
GND	A	1	GND
GND	B	2	GND
+5V	C	3	+5V
+5V	D	4	+5V
-5V	E	5	-5V
+12V	F	6	+12V (+13V)
POST	H	7	POST
COIN COUNTER (B)	J	8	COIN COUNTER (A)
COIN LOCKOUT (B)	K	9	COIN LOCKOUT (A)
SPEAKER (-)	L	10	SPEAKER (+)
	M	11	
VIDEO G	N	12	VIDEO R
VIDEO SYNC	P	13	VIDEO B
SERVICE SW	R	14	VIDEO GND
TILT SW	S	15	
(COIN 2)	T	16	COIN 1
2P SELECT	U	17	1P SELECT
2P UP	V	18	1P UP
2P DOWN	W	19	1P DOWN
2P LEFT	X	20	1P LEFT
2P RIGHT	Y	21	1P RIGHT
2P SHOT BUTTON	Z	22	1P SHOT BUTTON
2P BOMB BUTTON	a	23	1P BOMB BUTTON
	b	24	
	c	25	
	d	26	
GND	e	27	GND
GND	f	28	GND

NOTE) BEFORE CHANGING THE SETTINGS OF THE DIP SWITCH, TURN THE POWER OFF.

◇ SETTING OF DIP SWITCH A

(\*) : FACTORY SETTINGS

SETTING	POSITION	1	2	3	4	5	6	7	8
GAME STYLE	TABLE	OFF							
	UPRIGHT	ON							
SCREEN ROTATION	* NOMAL		OFF						
	REVERSE		ON						
TEST MODE	* NOMAL GAME			OFF					
	TEST MODE			ON					
ATTRACT SOUND	* PRODUCED				OFF				
	NO PRODUCED				ON				
PLAY PRICING COIN 1	* 1 COIN 1 PLAY					OFF	OFF		
	2 COINS 1 PLAY					ON	ON		
	3 COINS 1 PLAY					OFF	ON		
	4 COINS 1 PLAY					ON	ON		
PLAY PRICING COIN 2	* 1 COIN 2 PLAYS							OFF	OFF
	1 COIN 3 PLAYS							ON	ON
	1 COIN 4 PLAYS							OFF	ON
	1 COIN 6 PLAYS							ON	ON

◇ SETTING OF DIP SWITCH B

SETTING	POSITION	1	2	3	4	5	6	7	8
GAME DIFICULTY EASY (A) → DIFICULT (B)	* RANK B	OFF	OFF						
	RANK A	ON							
	RANK C	OFF	ON						
	RANK D	ON							
NUMBER OF PLAYER	* 3				OFF	OFF	OFF		OFF
	4					ON	ON		
	5					OFF	ON		
	6					ON	ON		

# FIGHTING HAWK

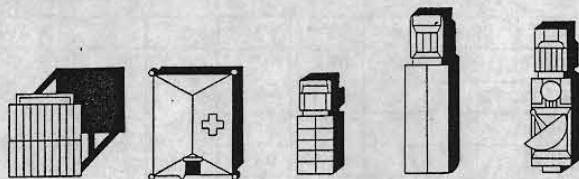
## TAITO

TAITO CORPORATION

CATCH SHOT ITEMS AND  
INCREASE YOUR POWER.

5 GUIDED MISSILES CAN BE  
FIRED AT ENEMIES.

ITEMS WILL APPEAR BY  
DESTROYING TRUCKS AND HUTS.



SHOT ITEM




BOMBER ITEM




BONUS ITEM



PLAYER  
EXTEND ITEM



SHOOTING  
BUTTON



BOMBING  
BUTTON

G35 00376A