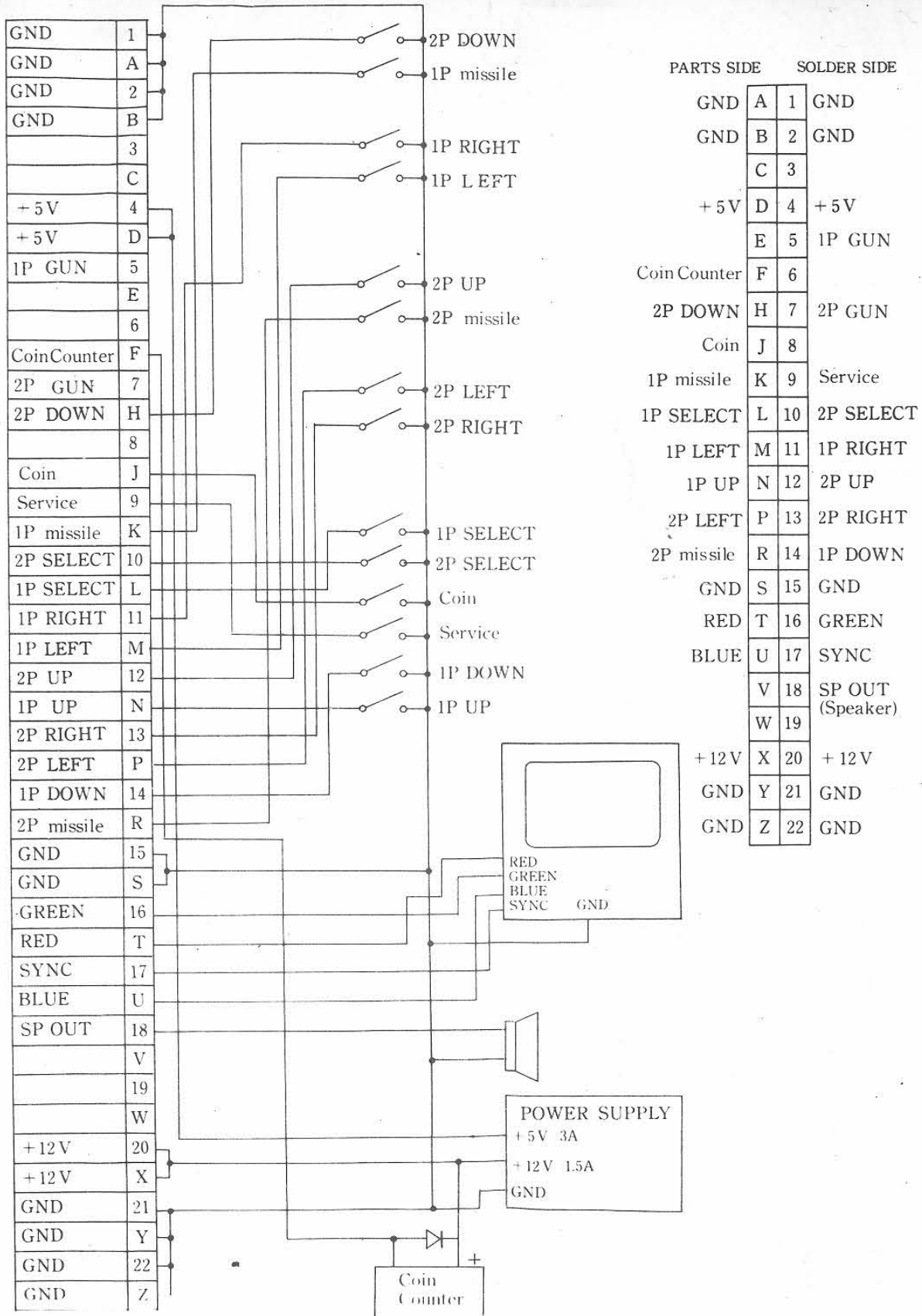
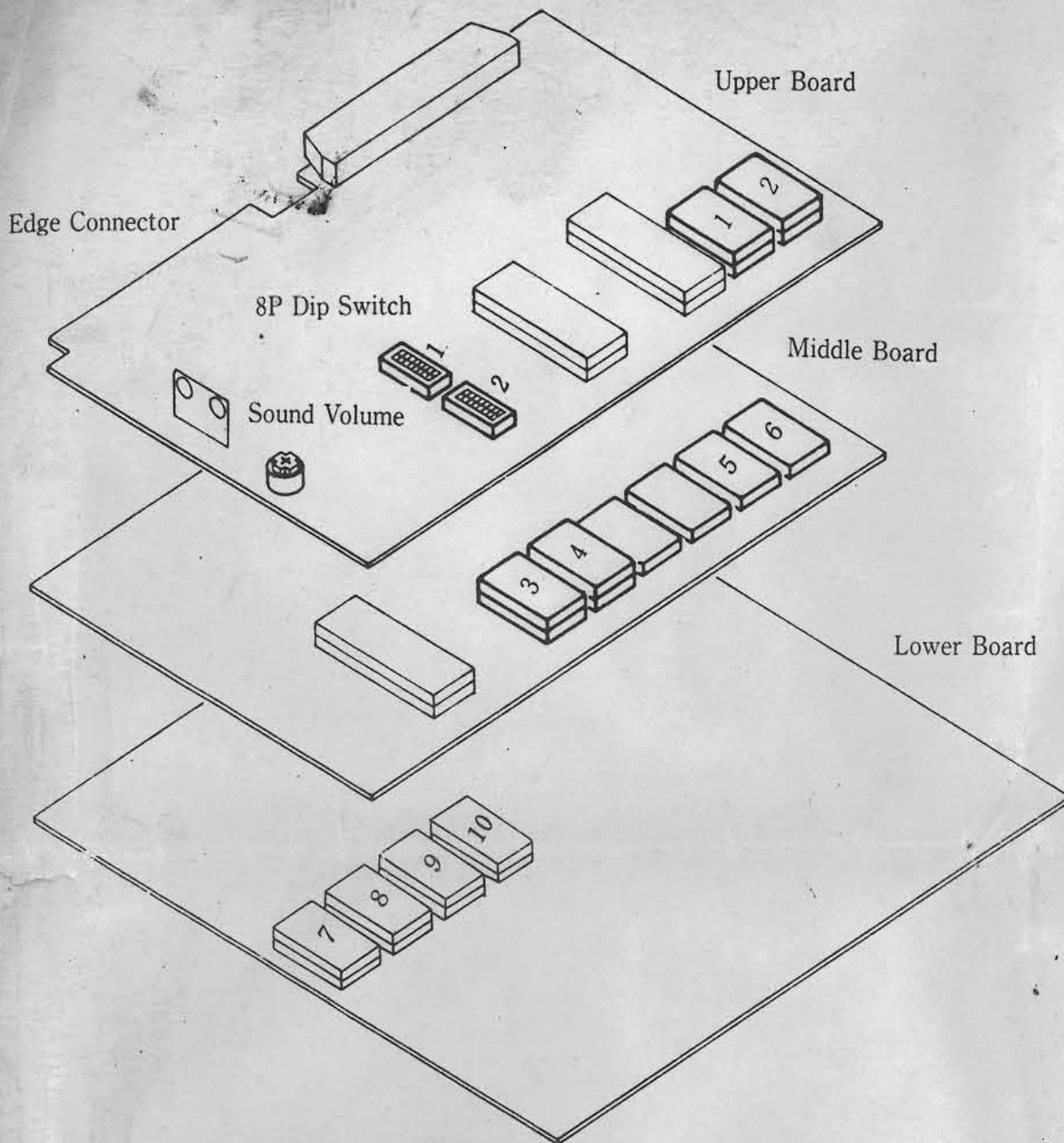


Figure-4 Wiring instruction.



ESPIAL



Dip Switch Set (Dip Switch No.2)

Turn the Switch Position 1 on and the beam gun and the double-barreled missile can be used in common.

Table 1 Dip Switch (Dip Switch No.1)

		Switch Position							
		1	2	3	4	5	6	7	8
Number of Fighters	3	OFF	OFF						
	4	ON	OFF						
	5	OFF	ON						
	6	ON	ON						
Game Charge	1COIN 1PLAY			OFF	OFF	OFF			
	1COIN 2PLAY			ON	OFF	OFF			
	1COIN 3PLAY			OFF	ON	OFF			
	1COIN 4PLAY			ON	ON	OFF			
	1COIN 6PLAY			OFF	OFF	ON			
	2COIN 1PLAY			ON	OFF	ON			
	3COIN 2PLAY			OFF	ON	ON			
	FREE PLAY			ON	ON	ON			
Excent Play	1st 20,000P. After Every 70,000P.						OFF		
	1st 50,000P. After Erery 100,000P.						ON		
Table Type	Table							OFF	
	Upright							ON	
Test Switch	Normal								OFF
	Test								ON

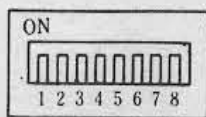


Figure 2 Dip Switch

Figure 2 shows Dip Switch.

Switched on while slided upward.

The numbers apply to the switch position on Table 1 of page 4.

All Switches are turned off upon shipment.



Sound Volume can be higher when turned to the right.