

A CARRIER AIRWING™

©1990 CAPCOM ALL RIGHTS RESERVED

OPERATION MANUAL

CAPCOM®

CAPCOM CO., LTD.
5-1-1 CHUO-KU, NAGOYA, JAPAN
TEL: 052-535-5151 FAX: 052-535-5152

JAMMA STANDARD

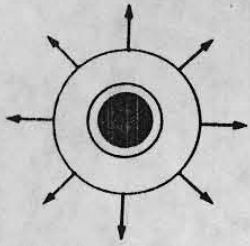
○PCB CONNECTOR

JAMMA STANDARD

○CRT MONITOR

HORIZONTAL SCREEN

○CONTROL PANEL



8-WAY JOYSTICK

※2-PLAYER SIMULTANEOUS



BUTTON A



BUTTON B

○8-WAY JOYSTICK

MOVE PLAYER/CURSOR FOR SELECTION OF PLAYERS

○BUTTON A

NORMAL SHOT AND SHOT FROM AUXILIARY ROCKETS LAUNCHER

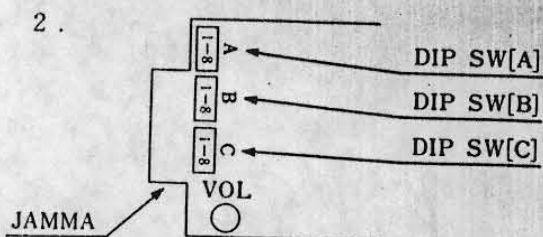
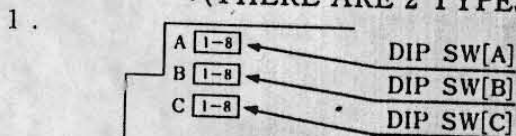
○BUTTON B

SUPER WEAPON

○MAXIMUM CREDITS : 9

○POSITIONS OF DIP SW

(THERE ARE 2 TYPES OF PCB)



SOLDER SIDE			COMPONENTS SIDE	
GND	A	1	GND	
GND	B	2	GND	
+5V	C	3	+5V	
+5V	D	4	+5V	
N.C.	E	5	N.C.	
+12V	F	6	+12V	
	H	7		
COIN COUNTER 2	J	8	COIN COUNTER 1	
(COIN LOCK OUT 2)	K	9	(COIN LOCK OUT 1)	
SP(-)	L	10	SP(+)	
N.C.	M	11	N.C.	
VIDEO GREEN	N	12	VIDEO RED	
VIDEO SYNC	P	13	VIDEO BLUE	
SERVICE SW	R	14	VIDEO GND	
N.C.	S	15	TEST SW	
COIN SW 2	T	16	COIN SW 1	
START SW 2	U	17	START SW 1	
2P UP	V	18	1P UP	
2P DOWN	W	19	1P DOWN	
2P LEFT	X	20	1P LEFT	
2P RIGHT	Y	21	1P RIGHT	
2P PUSH 1	Z	22	1P PUSH 1	
2P PUSH 2	a	23	1P PUSH 2	
N.C.	b	24	N.C.	
N.C.	c	25	N.C.	
N.C.	d	26	N.C.	
GND	e	27	GND	
GND	f	28	GND	

●PARTS NAME

CR7E-56DA-3.96E : (HIROSE)

OR

1168-056-009 : (KEL)

● DIP SW(A)

JAMMA STANDARD

ITEM	DESCRIPTION	1	2	3	4	5	6	7	8
COIN 1	1COIN 1CREDIT	OFF	OFF	OFF					
	1COIN 2CREDITS	ON	OFF	OFF					
	1COIN 3CREDITS	OFF	ON	OFF					
	1COIN 4CREDITS	ON	ON	OFF					
	1COIN 6CREDITS	OFF	OFF	ON					
	2COINS 1CREDIT	ON	OFF	ON					
	3COINS 1CREDIT	OFF	ON	ON					
	4COINS 1CREDIT	ON	ON	ON					
COIN 2	1COIN 1CREDIT				OFF	OFF	OFF		
	1COIN 2CREDITS				ON	OFF	OFF		
	1COIN 3CREDITS				OFF	ON	OFF		
	1COIN 4CREDITS				ON	ON	OFF		
	1COIN 6CREDITS				OFF	OFF	ON		
	2COINS 1CREDIT				ON	OFF	ON		
	3COINS 1CREDIT				OFF	ON	ON		
	4COINS 1CREDIT				ON	ON	ON		
CONTINUE	NORMAL							OFF	
	CONTINUE							ON	

*WHEN CONTINUE IS ON, GAME STARTS WITH 2 COINS AND CONTINUES WITH 1 COIN. IN THIS CASE, SETTINGS OF COIN 1 AND COIN 2 ARE MEANINGLESS.

● DIP SW(B)

ITEM	DESCRIPTION	1	2	3	4	5	6	7	8
DIFFICULTY 1 (ADJUST STRENGTH OF ENEMIES)	EASY	OFF	OFF	OFF					
	↑	ON	OFF	OFF					
	NORMAL	OFF	ON	OFF					
	↓	OFF	OFF	ON					
	DIFFICULT	ON	OFF	ON					
	↓	OFF	ON	ON					
	DIFFICULT	ON	ON	ON					
	DIFFICULTY 2 (ADJUST STRENGTH OF PLAYER)	EASY				OFF	ON		
NORMAL					ON	OFF			
↓					ON	ON			

*DIFFICULTY LEVEL IS SET TO NORMAL AT THE TIME OF DELIVERY.

●DIP SW[C]

ITEM	DESCRIPTION	1	2	3	4	5	6	7	8
FREE PLAY	NOT FREE PLAY			OFF					
	FREE PLAY			ON					
SCREEN STOP	NORMAL				ON				
	PAUSE				ON				
SCREEN FLIP	NORMAL					ON			
	FLIP					ON			
SOUND DURING DEMONSTRATION MODE	OFF						OFF		
	ON						ON		
CONTINUE MODE	OFF							OFF	
	ON							ON	
TEST MODE	GAME MODE								OFF
	TEST MODE								ON

*BOLDFACE INDICATES FACTORY SETTING.

*POWER DOWN AFTER CHANGING DIP SWITCHES.

CAPCOM® CO.,LTD.

CAPCOM BLDG. NO. 4-12, OHTEDORI 1-CHOME,
CHUO-KU, OSAKA 540, JAPAN
TEL (06) 947-1156 (FAX NO. 06-946-6657)

BR
NG

Wähle Deinen Flugzeugtyp und die entsprechende Bewaffnung und besiege die Invasoren.
Symbole geben Dir zusätzliche Kräfte.

Der zweite Spieler kann sich jederzeit ins Spielgeschehen einschalten.

Viel Glück !

Taste 1. schießen

Taste 2. Bomben

● DIP SW 3

~~CARRIER AIRWING~~

ITEM	DESCRIPTION	1	2	3	4	5	6	7	8
COIN 1	1 COIN 1 CREDIT	OFF	OFF	OFF					
	1 COIN 2 CREDITS	ON	OFF	OFF					
	1 COIN 3 CREDITS	OFF	ON	OFF					
	1 COIN 4 CREDITS	ON	ON	OFF					
	1 COIN 6 CREDITS	OFF	OFF	ON					
	2 COINS 1 CREDIT	ON	OFF	ON					
	3 COINS 1 CREDIT	OFF	ON	ON					
	4 COINS 1 CREDIT	ON	ON	ON					
CONTINUE COIN	NORMAL CONTINUE							OFF ON	

* IF CONTINUE COIN MODE IS ON, GAME STARTS WITH 2 COINS AND CONTINUES WITH 1 COIN.

● DIP SW 2

ITEM	DESCRIPTION	1	2	3	4	5	6	7	8
DIFFICULTY LEVEL	EASY	OFF	OFF	OFF					
		ON	OFF	OFF					
		OFF	ON	OFF					
	NORMAL	ON	ON	OFF					
		OFF	OFF	ON					
		ON	OFF	ON					
DIFFICULT	OFF	ON	ON						
COIN SELECTOR	3 COINS 1 COIN				OFF ON				
PLAYER MODE	3 PLAYERS 2 PLAYERS					OFF ON			

* 3 COIN MODE AND 2 PLAYERS MODE MAY NOT BE USED TOGETHER.

● DIP SW 1

ITEM	DESCRIPTION	1	2	3	4	5	6	7	8
SCREEN PAUSE	NO				OFF				
	YES				ON				
SCREEN FLIP	NO					OFF			
	YES					ON			
DEMONSTRATION SOUND	NO						OFF		
	YES						ON		
CONTINUE	NO							OFF	
	YES							ON	
MODE	GAME MODE								OFF
	TEST MODE								ON

* HIGHLIGHTED CHARACTER INDICATES FACTORY SETTING.

* RE-START WHEN DIP SW RESET.

CAPCOM CO., LTD.

CAPCOM BLDG. NO. 4-22, OHTEDORI 1-CHOME,
CHUO-KU, OSAKA 540, JAPAN
TEL: 061-947-1156 (FAX NO. 06-948-5557)

Handwritten signature and initials

Carrier Airwing

●DIP SW (2)

ITEM	DESCRIPTION	1	2	3	4	5	6	7	8
DIFFICULTY	EASY	0	OFF	OFF	OFF				
	NORMAL	1	ON	OFF	OFF				
		2	OFF	ON	OFF				
		3	ON	ON	OFF				
		4	OFF	OFF	ON				
		5	ON	OFF	ON				
		6	OFF	ON	ON				
	DIFFICULT	7	ON	ON	ON				

●DIFFICULTY LEVEL IS SET TO NORMAL AT THE TIME OF DELIVERY.
 ●BOLDFACE INDICATES FACTORY SETTING.

●DIP SW (1)

ITEM	DESCRIPTION	1	2	3	4	5	6	7	8
FREE PLAY	NOT FREE PLAY			OFF					
	FREE PLAY			ON					
SCREEN STOP	NORMAL				OFF				
	PAUSE				ON				
SCREEN FLIP	NORMAL					OFF			
	FLIP					ON			
SOUND DURING DEMONSTRATION SUIDE	OFF						OFF		
	ON						ON		
CONTINUE MODE	OFF							OFF	
	ON							ON	
TEST MODE	GAME MODE								OFF
	TEST MODE								ON

●BOLDFACE INDICATES FACTORY SETTING.
 ●POWER DOWNS AFTER CHANGING DIP SWITCHES.
 ●MAKE SURE THE POWER IS OFF BEFORE CHANGING DIP SWITCHES.
 ●NO USE DIP SWITCH SHOULD BE KEPT ON "OFF".

CAPCOM[®] CO., LTD.

No. 1-12, TOKIWAMACHI 2-CHOME,
 CHUO-KU, OSAKA 540, JAPAN
 TEL (06) 946-2058 (FAX NO. 03-946-8657)